From Junior Developer to AI-Era Senior

Ran Aroussi's Practical Framework for Skill Development with AI

The Career Question in the AI Era

AI tools are rapidly improving.
Junior hiring has slowed.
Senior roles increasingly emphasize architecture and judgment.

This creates two urgent questions for early-career developers:

How do you use AI without weakening your skill development?

What does "senior-level capability" actually mean now?

This guide outlines a structured progression model for building durable technical judgment in an AI-augmented world.

The Core Risk: Skipping Skill Formation

AI accelerates code generation.

But traditional software development was never primarily about typing --- it was about:

- Problem framing
- System design
- Testing assumptions
- Building mental models

Traditional flow: Problem → Plan → Code → Test → Mental Model Built

AI shortcut flow: Prompt → Code → Ship → No Mental Model

If you consistently skip the intermediate thinking stages, you delay --- or prevent --- the development of architectural intuition.

The Core Risk: Skipping Skill Formation

AI accelerates code generation.

But traditional software development was never primarily about typing --- it was about:

- Problem framing
- System design
- Testing assumptions
- Building mental models

Traditional flow: Problem → Plan → Code → Test → Mental Model Built

AI shortcut flow: Prompt → Code → Ship → No Mental Model

If you consistently skip the intermediate thinking stages, you delay --- or prevent --- the development of architectural intuition.

AI Shortcut Path in Code Generation

AI Prompt

Initiating code generation with an AI tool

Code Generation

AI produces code based on the prompt

Skipped Steps

Traditional coding steps are bypassed

✕ No Mental Model

Lack of understanding of the generated code

Traditional Software Development Process

Problem Framing

Identifying and defining the problem

Design & Plan

Creating a detailed plan for the solution

Code & Test

Writing and testing the code

✓ Mental Model Built

Developing a deep understanding of the system

Cognitive Offloading & Skill Degradation

Over-reliance on automation is not new.
In many industries, excessive automation leads to:

- Skill atrophy
- Reduced situational awareness
- Overconfidence without depth

AI should **compress** learning cycles, not replace them.
The objective is to **accelerate competence**, not bypass it.

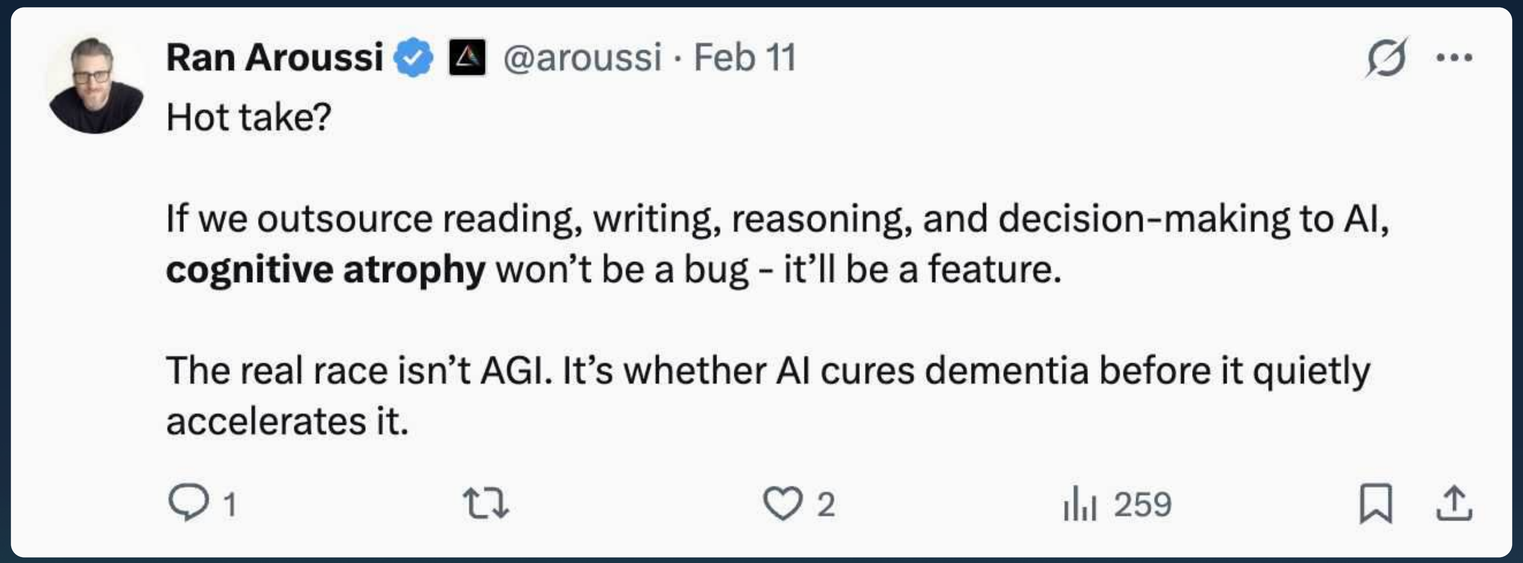

Two Types of Knowledge

AI changes how fast we learn.
It does not eliminate the need for experience.

Teachable Knowledge (Compressible)

- Syntax
- API usage
- Patterns
- Documentation
- Common solutions

AI dramatically accelerates this layer.

Earned Knowledge (Non-Compressible)

- Production failures
- Scaling tradeoffs
- Security edge cases
- Architectural consequences
- "Smell tests" for bad design

There are no shortcuts here.

Your strategy:

1. Use AI to move quickly through teachable knowledge.
2. Deliberately expose yourself to earned knowledge.

The 4-Stage Development Model

A structured approach to AI-assisted growth:

Stage	Time	AI Role	You Code
Foundation	Wk 1-8 (~300 Hours)	Reviewer	100%
Assisted	Wk 4-12 (~300 Hours)	Collaborator	70%
Leverage	Mo 4-12 (~1000 Hours)	Force Multipilier	40%
Architect	Yr 1+ (~1000 Hours)	Impl. Engine	10-20%

Human thinking remains 100% at every stage.

Reducing typing is acceptable. Reducing responsibility is not.

What Senior-Level Work Looks Like Now

As you progress, your time allocation shifts:

- Planning and problem framing
- Architecture design
- Constraint definition
- Reviewing AI output
- Testing and verification

Writing raw code becomes a smaller percentage of your day.

The key transition:

From learning mechanics → to applying judgment.

This shift defines career progression in the AI era.

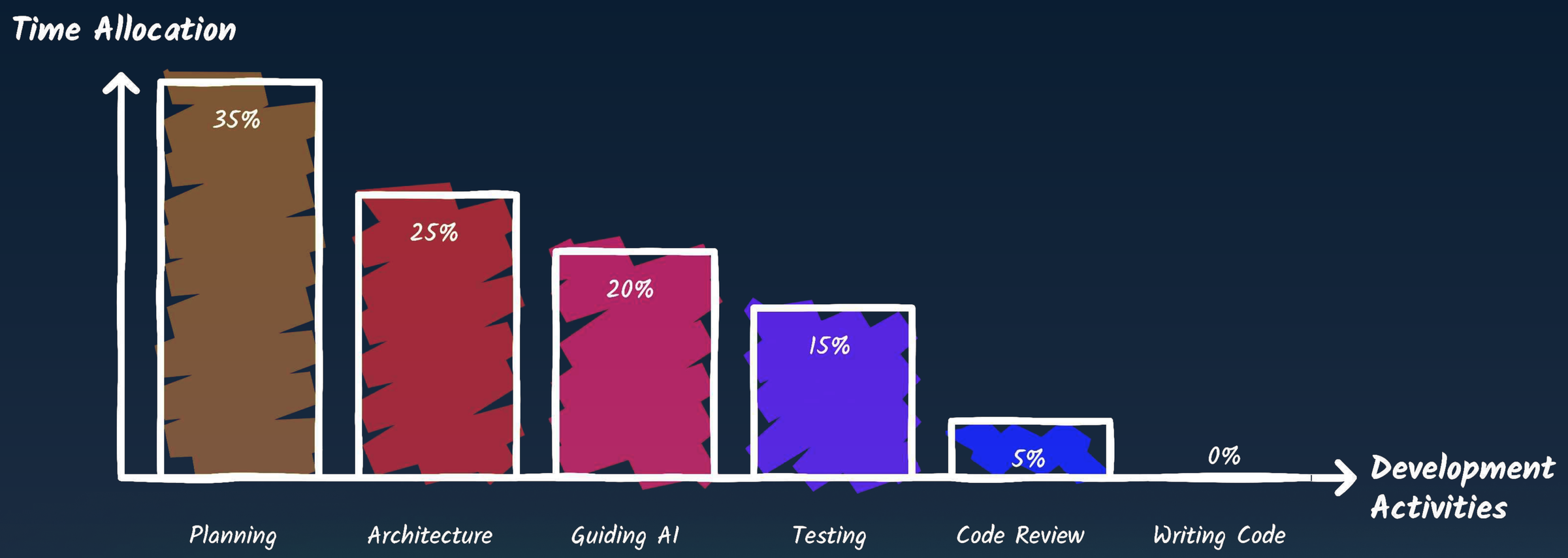
Time Allocation
35%
25%
20%
15%
5%
0%
Development Activities
Planning
Architecture
Guiding AI
Testing
Code Review
Writing Code

What "Architect" Actually Means

Architect is not a title. It is a capability.

An architect can:

- Explain why the system is built this way
- Defend tradeoffs
- Predict failure points
- Draw the system from memory
- Evaluate AI-generated code quickly

As stated:

"The architect is the person who can draw the whole system on a whiteboard from memory, explain every line of code and defend every architectural decision."

This is the developmental target.

Microsoft Copilot Architecture

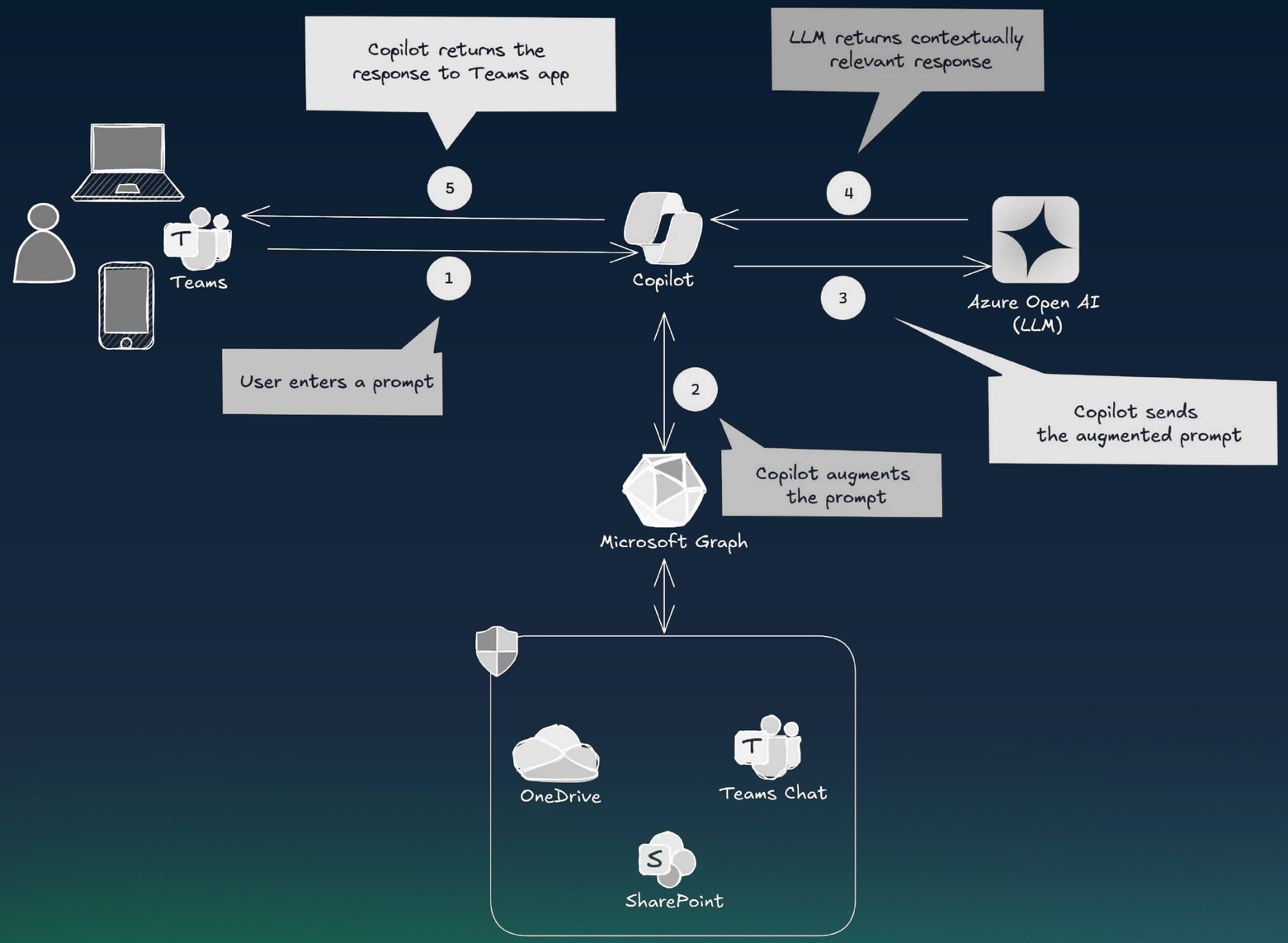

A Pre-AI Checklist for Developers

Before using AI to generate implementation code, clarify:

1. What problem am I solving?
2. What are the inputs and outputs?
3. What constraints exist?
4. What are likely edge cases?
5. How will I verify correctness?
6. What does "done" look like?

If you cannot answer these, you are not ready to delegate implementation.

The Operational Model: THINK → BUILD → VERIFY

Sustainable AI usage follows a loop:

THINK
Human-led design, constraint definition, architectural decisions.

BUILD
AI-assisted implementation and acceleration.

VERIFY
Human-owned testing, reasoning, and explanation.

This loop ensures:

- Skill growth continues
- Code remains understandable
- Responsibility stays human

As summarized: "The goal isn't to use AI less. It's to think more."

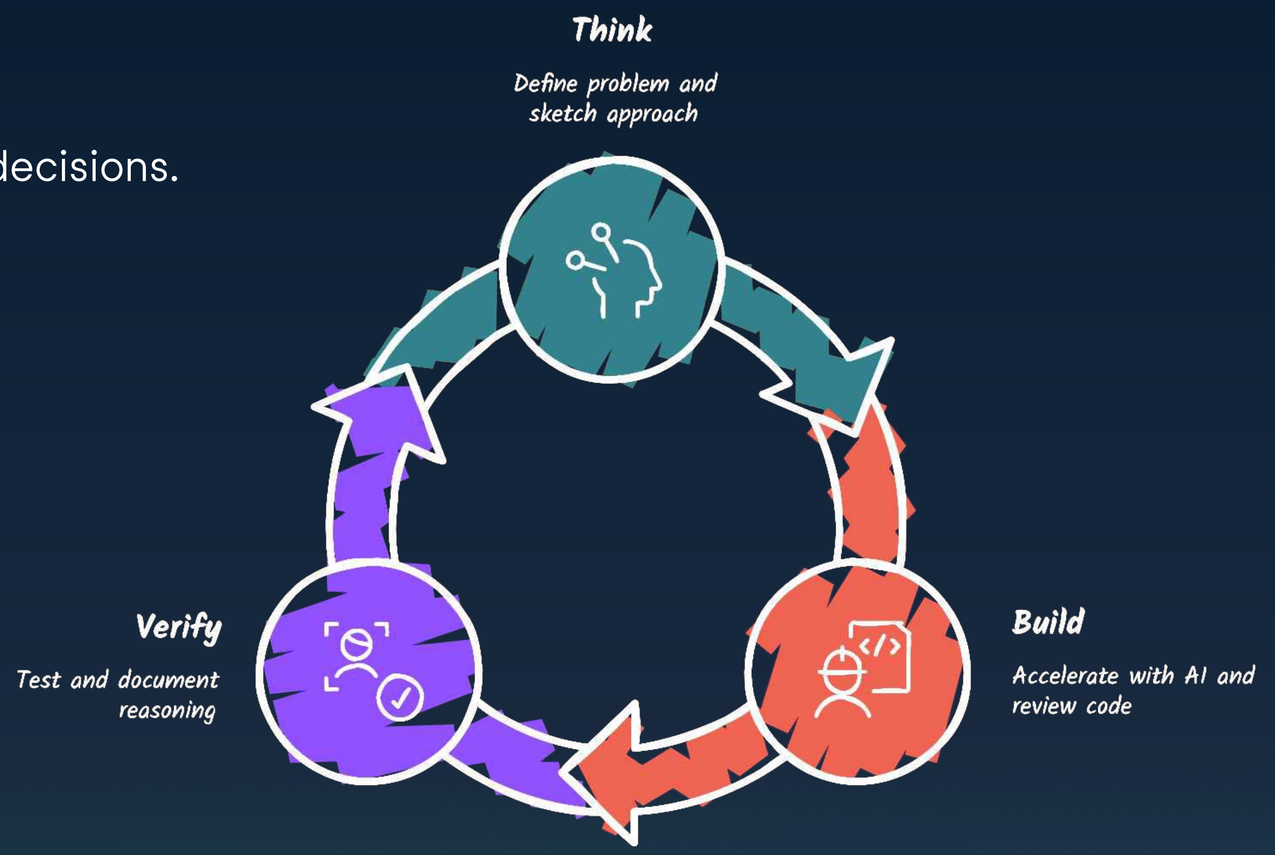

Continue learning for FREE

Watch the webinar: Progress from Junior Developer to 10x Senior

Read Ran's book: Production-Grade Agentic AI

Subscribe to Ran's newsletter